



Piedmont Pastel Society

Newsletter

June 2020

President - [Eileen Wilhem](#)

Vice President - [Tracy Ference](#)

Secretary - [Deb Ashton](#)

Treasurer - [Eileen Wilhem](#)

Webmaster - [Regina Burchett](#)

Hospitality Chair - [Cammie Stadler](#)

Membership Chair - [Deborah Brown](#)

Program Chair - [Tracy Ference](#)

Statewide Chair - [Darlene Ferguson](#)

Exhibition Chair - [Ginny Stocker](#)

Marketing Chair - [Scarlett Fleming](#)

Onsite Program Assistant -
[Carmen Davidson](#)



[Click Here!](#)

Hello Pastelists,

I am excited to say you are in for a treat! This month's newsletter is overflowing with news from members. From online workshops to new publications, exhibitions and shows, PPS members are creating! If, like myself, you find your latest circumstances actually dampening your creative vibe, hopefully you will discover rich inspiration amongst these pages.

Keep working, creating and inspiring!

-Scarlett Fleming
Marketing Chair

Contents:

Letter from the President	2
Workshop	3-4
Member Spotlight	5
Member News	6-7
On My Easel	8-10
Ask a Teacher	11
Book Review	12
Opportunities	13-15
Art Books	16

Since 2007



Piedmont Pastel Society

The Piedmont Pastel Society, Charlotte, NC is a non-profit organization established in 2007. Our goal is to promote and provide educational opportunities for our members; to enhance community awareness and appreciation of the value and beauty of soft pastels; and to connect individual artists in our region.

Members experience a creative environment for learning and sharing in art demonstrations, membership exhibitions, plein air outings, and workshops. Our programs and socials provide channels for networking, communication, and friendship.



Piedmont Pastel Society

Newsletter

June 2020
page 2

From our President:

Whew, what a year it has been so far, the changes and stress have been incredible for all of us. However, your board stood strong. We hope that the worst is over and are glad to say that we are more secure financially.

There was a chance that we would go under financially due to the hit we took canceling the live show & workshop. Darlene Ferguson was ingenious in coming up with a wonderful solution that helped us recover some of the money. Then the Appalachian Pastel Society and the Pastel Society of North Carolina made significant contributions to our financial health. Finally, many members stepped up and contributed.

You may not be aware but PPS has struggled the past few years and actually looked into closing down. Fortunately, volunteers kept standing up and getting us through it. For us to be viable we must have more volunteers. Volunteering is a commitment and those have done so often sacrifice their art and personal time to get it done. That is because we count on a certain few. If more would step up we all could enjoy more time together and behind our easels.

Karen Mello has volunteered to seek out plein air sites where we might get together and still social distance. There will be a short survey soon asking for info regarding possible sites. I hope to host you all at my farm when this settles down.

There are probably many other one-offs you might do that make us stronger. We still do not have a Program Chair. That is a role where one person could take on overall responsibility and have others take responsibility for one or two workshops. We hope to return to workshops in the fall but if not, we still need help searching out virtual opportunities. We will need a Statewide Liaison for the next two years to coordinate with our sister societies. We can always use volunteers to help each of the board chairs. Many hands make light work.

Please, if you care about PPS step up, we can't do it without you.


Warmly,

Eileen Wilhem

President's Letter



Piedmont Pastel Society



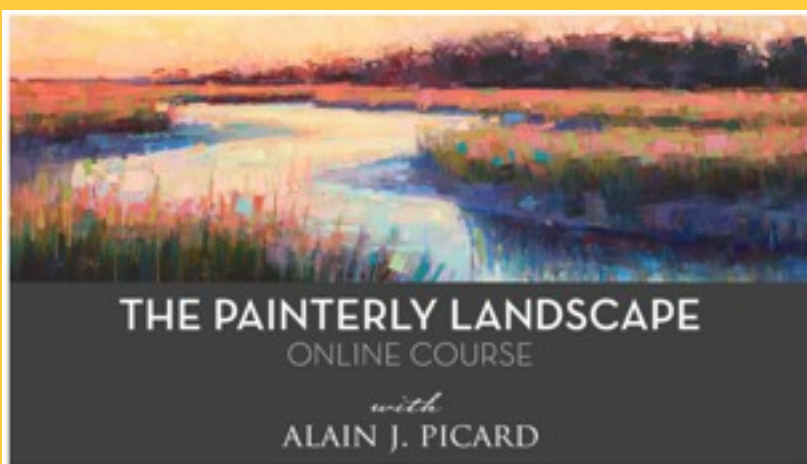
[Click here!](#)



Piedmont Pastel Society

June 2020

Workshop!



Those of us in PPS that were students in the Alain Picard "Painterly Landscape" course benefitted enormously by the carefully planned curriculum, the demonstrations, and the community support.



The Cultivate group was created by Alain as a means of moving on in this learning environment. There is a monthly theme, demonstrations, member support, group critiques, and a unique mentoring relationship that includes professional development tips for your creative life. At some time it may be open to others, but at this point it is 181 members strong, literally from all over the world. When the group opens again, I would encourage our PPS members to consider joining this very affordable mentoring and membership program.

- submitted by Deb Brown



Piedmont Pastel Society



Find us on
Facebook


[Click here!](#)



Piedmont Pastel Society

Newsletter

June 2020
page 4



From Deb Brown: These first two paintings are a diptych, which is a fancy way of saying, I needed to paint two at once, since I started on the 2nd of the month! My third painting, the one for today, is the logo for Piedmont Pastel Challenge. See how easy? Have fun!

[#CREATE30CHALLENGE](#) @alainpicard

Here is my Day 4

Painting for the create30 challenge with Alain Picard.

[#create30challenge](#) [#ginnystockerart](#) Do join along this

no rules/no pressure

fun time of painting!

To be honest, this painting was headed for the trash pile but then I figured that I couldn't hurt it and so I started working back in over the top...I rather like it now...



Experimenting with "pour" paintings - these are my FAV weed pods I've had for over 50 years - always enjoy painting them. Enjoying being a "Stay at Home Artist" - still organizing supplies more than using them.




Eileen Wilhem

Workshop!



Piedmont Pastel Society



[Click here!](#)



Piedmont Pastel Society

Newsletter

June 2020
page 5

Meet PPS Members

Meet PPS Members

(In an effort to connect PPS members and expand our networks, we have asked our board members to kick off this newsletter section by telling us a little bit about themselves. We hope to include as many members as are willing to share over the coming months. A few sentences about yourself and a couple of favorite works can be sent to scarlett@scarlettfleming.com .)

Ginny Stocker



Hi y'all!

My husband and I are loving the bits of North Carolina life that we have seen so far and hope to spend more time here soon! Our plans for a lovely NC spring were upended by the pandemic. We now have a home in Winston Salem and will be closer to family part-time while we work toward Steve's retirement.

I am one of those college art majors who has found my way back home after many years. Pastels called to me although I knew NO ONE who used this medium in my rural Ohio area. It just seemed like a perfect fit for me as I liked the fact that you could be terribly

fast and messy (me) or uber-detailed and realistic (not me). It was an incredible shot in the dark that has stuck!


In recent years, I have filled my time with daily painting and have become a workshop "junkie" as it allows me to make incredible friends who art-speak with me! I am currently serving as the member show chairperson on the PPS board. This is an incredible group of volunteers and we would love to have you with us! Meetings have been by the zoom platform which is allowing us to get to know each other and keep up to date with our responsibilities to our group.

- Ginny

Ginny has won numerous awards and accolades. See her work [here!](#)



Piedmont Pastel Society



[Click here!](#)



Piedmont Pastel Society

Newsletter

June 2020
page 6

From Karen Mello:

meet the ARTNERS!

Let me introduce you to the ARTNERS!

PPS members Jeannie Gilland, Angela Harker, Karen Mello, Brent Scott, plus two non-PPS members Marilyn Newton and Kim Saull, have been meeting for years on Wednesday mornings.

We engage in independent study, share workshop information, present topical studies, share tidbits and resources, and offer critiques. We have grown far beyond where individual effort would have taken us.


As time progressed, we also have become close friends. On an occasional Wednesday, materials remain untouched while a member shares one of life's challenges. On those days we take off our painter's caps, listen intently, and don our cheerleader, commiserator, or counselor caps.

Summer is a scattering time for our group. Since we wanted to stay connected, artistically and personally, we set up a private Facebook group. We became The Artners.

During this present, unexpected "Sheltering In" period, the Facebook group has become a constant source of sharing.

Meeting together is no longer an option, so we "meet" on Fridays via ZOOM.

To assure everyone's participation and to maintain some semblance of order, we take turns sharing what we are doing and how we are doing. True to form for an artist's group, our sessions continually change and the laughter is increasing.



Recently we enjoyed a group project. An interconnecting pattern of circles was drawn on six squares. Each Artner received a square, created black and white line drawings within the spaces, then returned the square to be assembled with the others. (see picture) It was such fun that we are repeating the project, this time using three pre-selected colors.

Last week The Artners celebrated a surprise ZOOM birthday party for one of the member's big 7-0. The party was one to remember, with homemade cat masks and a resounding rendition of a Happy Birthday sung in Meow!


I don't know what will be next, but I do know that we will emerge much closer and more appreciative.

Sounds awesome, Karen! Makes me want to join!!

Member News!



Piedmont Pastel Society



[Click here!](#)



Piedmont Pastel Society

Newsletter

June 2020
page 7

Member News!

I am showing 8 of my pastel paintings at the Mooresville Public Library.

I just decided to also join an art guild closer to where I live in Kannapolis, to try to show my art in this area.

Regina Burchett
<https://reginaburchett.com>

That's great, Regina and Mary!!



Here are two paintings I have been working on in my studio. The Mimosa painting was started from a plein air outing and completed in studio.

The dancer was requested by a friend. She kept sending me photos of her daughter who lives to dance. I found two photos to combine for the image to show her joy of performing. Will do a normal portrait of her later.




I had an accepted piece in the Dakota Pastels Winter Show on page 4.

- Mary S. Crow



Piedmont Pastel Society



[Click here!](#)



Piedmont Pastel Society

Newsletter

June 2020
page 8

On My Easel

What's on my easel? Staying creative, keeping inspiration going for me and my pastel students!

In March 2020, at the onset of the stay-at-home order, I wrote this in my art e-newsletter. "The arts offer us solace, and escape, a way to recharge our energy, lift up our spirits. Whether you create or not, now is the perfect time to explore the world of creative arts. I am going to use some of this enforced time at home to paint pet portraits as gifts for my family. It's something that I have wanted to do for awhile and other art deadlines and obligations kept taking precedence. This project is a wonderful way for me to connect with different family members scattered all over the country."

Since initiating this project, I have painted 16 pet portraits and have expanded to include those people who have made a difference in the lives of my family during this pandemic. I continue to paint my pet portraits as thank you gifts.

An additional benefit is that I have used this theme as a way to experiment with implied and actual textures, leading to new lessons on pastel techniques for my current virtual pastel classes.



"Zippy & Sparky"

12 x 16


*pastel with stamping and
stenciling techniques*

-Betsy Payne Cook

How cool is that?!? Thanks for sharing, Betsy!



Piedmont Pastel Society




[Click here!](#)



Piedmont Pastel Society

Newsletter

June 2020
page 9



I do not have photo of me at my easel and we are at the beach with no easel. But, I do have a photo of one painting to share. During this stay at home time I have been doing a series of 6 paintings of a place in Florida that we love and have not been able to visit this year. It is a state park on Cape San Blas. Here is my painting *Almost There 2*.
Jeannie Gilland

Beautiful, Jeannie!

What's on my easel? I am working on Alain's Cultivate course. This month's theme is clouds. Am learning so much!

Eileen Wilhem


Looks like fun, Eileen!



On My Easel!



Piedmont Pastel Society



[Click here!](#)



Piedmont Pastel Society

Newsletter

June 2020
page 10

I re-did a painting recently.

The first one I did of the same photo is the blue background about 4 years ago. I decided to try it again and just finished it. I'm not sure which I like better but I think the recent one.

Thanks,
Cammie Stadler


Beautiful, Cammie! I like both!



From Ginny Stocker:

I have been working with clouds and skies this month on my own. This WIP is jumping out as the warm light source is way off to the left. "Noodling" has taken on a new meaning. I have kept this one hanging close by for value and temperature adjustments. And (sorry Alain Picard), I totally gave myself permission to use my entire hand and every finger to blend! It was such dusty fun!


I hope you all enjoy your own painting time today!



On My Easel!



Piedmont Pastel Society



[Click here!](#)



Piedmont Pastel Society

Newsletter

June 2020
page 11

Ask a Teacher

How do you know when a painting is finished?

This is one way to check your design I'm sure you know this But I keep this around and usually check it in the beginning and when I don't know if I'm finished. - Sherry Brown


The Elements of Design (the tools to make art)		
Line		Horizontal, vertical, diagonal, straight, curved, dotted, broken thick, thin.
Shape		2D (two dimensional)/ flat Geometric (square, circle, oval, triangle) Organic (all other shapes)
Form		3D (three dimensional), Geometric (cube, sphere, cone), Organic (all other forms such as: people, animals, tables, chairs, etc).
Colour		Refers to the wavelengths of light. Refers to hue (name), value (lightness/darkness), intensity (saturation, or amount of pigment), and temperature (warm and cool). Relates to tint, tone and shade.
Value		The lightness or darkness of an image (or part of an image).
Texture		The feel, appearance, thickness, or stickiness of a surface (for example: smooth, rough, silky, furry).
Space		The area around, within, or between images or parts of an image (relates to perspective). Positive and negative space.

The Principles of Design (how to use the tools to make art)		
Pattern		A regular arrangement of alternated or repeated elements (shapes, lines, colours) or motifs.
Contrast		The juxtaposition of different elements of design (for example: rough and smooth textures, dark and light values) in order to highlight their differences and/or create visual interest, or a focal point.
Emphasis		Special attention/importance given to one part of a work of art (for example, a dark shape in a light composition). Emphasis can be achieved through placement, contrast, colour, size, repetition... Relates to focal point.
Balance		A feeling of balance results when the elements of design are arranged symmetrically or asymmetrically to create the impression of equality in weight or importance.
Proportion/Scale		The relationship between objects with respect to size, number, and so on, including the relation between parts of a whole.
Harmony		The arrangement of elements to give the viewer the feeling that all the parts of the piece form a coherent whole.
Rhythm/Movement		The use of recurring elements to direct the movement of the eye through the artwork. There are five kinds of rhythm: random, regular, alternating, progressive, and flowing. The way the elements are organized to lead the eye to the focal area. Movement can be directed for example, along edges and by means of shape and colour.

Have a question for a teacher? Send them to scarlett@scarlettfleming.com . I will ask around and publish responses from our talented members!



Piedmont Pastel Society



[Click here!](#)



Piedmont Pastel Society

Newsletter

June 2020
page 12

Book Review




When I first tried to read Jerry Saltz's How to be an Artist, I couldn't get in to it. It is written differently from most of what I read, and, I quickly realized I would need to be in a "thinking" mood to consume it. I actually picked it up several times, read a paragraph, and put it down again. But, I finally decided to struggle through. After all, I did buy it. So I have to read it!

How to be an Artist isn't your typical technique book. It, also, is not an art history book. (Though, it does have some of both, including plates of important art and exercises to improve your art.) This book is bite-sized and arranged as such. And, I think, purposely so. It could be read in a single sitting. But perhaps, it is best utilized as a primer to creative work over time, some thoughts to chew on through the day and to come back to for more. I found myself grinning and nodding to myself from time to time. On occasion, I put the book down to look up an artist (George W. Bush). Or, study an artist more closely (Cezanne, I knew I loved him but now I know why!). This tiny little book, that's hard to start, yet difficult to put down, is definitely worth the asking price... - submitted by Scarlett Fleming



Piedmont Pastel Society

Recently read a great art book? Tell us about it!
Send submissions to scarlett@scarlettfleming.com.



[Click here!](#)



Piedmont Pastel Society

Newsletter

June 2020
page 13

Workshops & Events

Study online with Master Pastelist, Nancie King Mertz.


"Let's Paint Italy" June 23-25, 10am CST to 5pm. Registration thru LaRomita School of Art: demos each morning, 3.5 hours of assisted painting in the afternoon and critique at 4. Only two more spaces available!

Let's Paint Italy

Here's a plein air piece I did as a demo in Italy last fall when we were able to actually GO to Italy.



Piedmont Pastel Society



[Click here!](#)



Piedmont Pastel Society

Newsletter

June 2020
page 14

Workshops & Events



Piedmont Pastel Society

Introducing... *The Monthly Raffle Challenge*

Because we are in a time with limitations for our group to participate in our regular workshops, meetings and social gatherings we are pleased to introduce a great way to keep you challenged and creative!

Each month we are having a Face Book Art Raffle. A \$25 gift certificate will be awarded each month by a drawing. A year-end \$100 gift certificate from Richeson Pastels will be given also. These were made possible by an anonymous donation.

How it Works....

There will be a theme each month. You will have from the 10th - 25th of that month to post your painting on the Facebook Sharing page at *Piedmont Pastel Society Sharing Page*.

No judge necessary. Your painting will be numbered as they are posted. Please be sure to note that it is for the Art Raffle: this is necessary since you can also post your other paintings at any time. A drawing will be done by two board members after the 25th. A winner will be announced by the end of the month.

We are excited to add the Face Book Sharing Page and encourage you to support each other as we continue with our pastel painting journeys.

Monthly Themes...

JUNE	- Garden and Flowers
JULY	- Animal painting
AUGUST	- Landscapes
SEPTEMBER	- Painting done using no more than 100 strokes
OCTOBER	- Abstract painting
NOVEMBER	- Figure/portrait
DECEMBER	- Your Choice

Please contact Cammie Stadler at carola309@gmail.com/(704) 241-3474 with questions or suggestions.

The new page seems to be working fine and accepting posts. [Here](#) is the new link to use. When you get there click on join. You will then be accepted and can begin to post. Patience, please, as it will only be checked a couple of times a day.



Piedmont Pastel Society



Find us on
Facebook

[Click here!](#)



Piedmont Pastel Society

Newsletter

June 2020
page 15

Workshops & Events



Piedmont Pastel Society

The Monthly Raffle Challenge

June 2020 - Garden & Flowers

Its time to post your paintings! You will have from the 10th – 25th of June to post here on the [Piedmont Pastel Society Page](#)

No judge necessary. Your painting will be numbered as they are posted. Please be sure to note that it is for the Art Raffle: this is necessary since you can also post your other paintings at any time. A drawing will be done by two board members after the 25th . A winner will be announced by the end of the month!

An Artist Resource page on our website noting [free instruction videos and activities](#). Many of our favorite artists have these on you tube such as Alain Picard, Karen Margulis, Nancy King Mertz, Laura Pollack, Maria Baggeta and hordes of others. Let Regina Burchett know of any you think that we should add. Her email is regina@fallshadows.com



Piedmont Pastel Society



Find us on
Facebook

[Click here!](#)

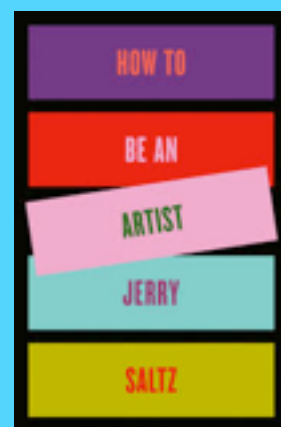


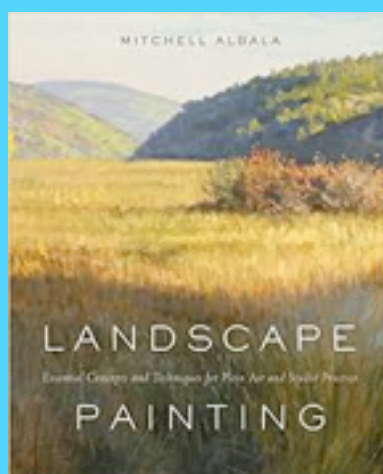



Piedmont Pastel Society


Newsletter

June 2020
page 16

Art Books



Send your book recommendations and suggestions to
scarlett@scarlettfleming.com.



Piedmont Pastel Society

Hope you enjoyed the newsletter! An extra-special thank you to everyone who contributed! The newsletter is not possible without you! See you again in two months. - Scarlett

[Click here!](#)